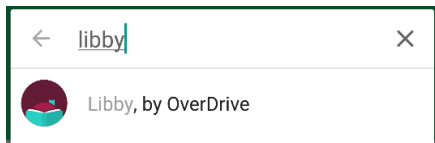


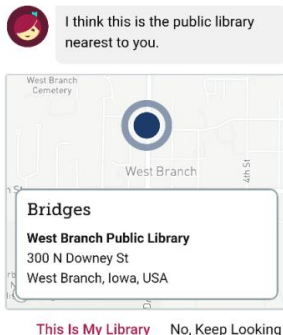
In your app store, search for **Libby, by OverDrive**.



Install and open the app.

“Do you have a library card?”
Tap **Yes**.

Search for
WBPL
by name, zip
code or let
Libby guess
using your
phone GPS.



Bridges is what we call our digital book collection! It's powered by a brand called **OverDrive** (you may have heard of it before).

Do you want to read in the **Libby** app or on a separate **Kindle** device? We recommend reading right in the Libby app unless you're already used to Kindle. Libby will let you choose your format when you open a new book.



PO Box 78
1012 Water Street
Alden, IA 50006
Phone: 515-859-3820
Fax: 515-859-3919

Email: lisa@alden.lib.ia.us
Website: www.aldenlibrary.org
Facebook: www.facebook.com/aldenpubliclibrary

Library Hours

Monday & Wednesday 12:30PM-5PM
Tuesday & Thursday 10AM-6:00PM
Friday 9:00AM-1:00PM
Saturday 9AM-12PM

Summer Hours

Monday & Wednesday 10:00AM-3PM
Tuesday & Thursday 10:00AM-6PM
Friday 10AM-1PM
Saturday 9AM-12PM

eBook & audiobook borrowing

3 titles per person
Borrow for up to 14 days
No overdue fees

Borrow
Library eBooks
For

Phone

Tablet, &
Kindle Fire



the new and improved **Overdrive** app
for your ebooks & audiobooks

Using Libby
by OverDrive



Tap on **Sign In With My Library Card**.

BACK



Let's take a moment to sign into your **Bridges** account. Where do you use your library card?



West Branch Public Library

Choose Another Location

I Would Like A Library Card

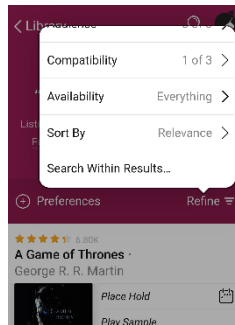
Skip This Step

Scroll down and select **West Branch Public Library** from the list, then enter your library card information.

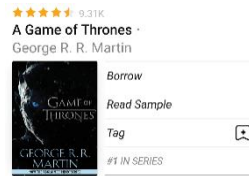
Your card #: _____
Password: _____

Sign in and click **Next** to enter the library!

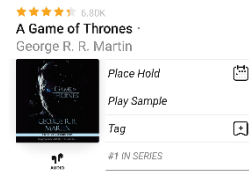
You may search for specific books or browse by collection. Use **Preferences** or **Refine** to indicate audio or ebook only, or to search for items that are Available Now.



Preferences change the settings for every search you do, while **Refine** changes only your current list of search results.



Books that are available to download will have a **Borrow** button next to the cover.



If someone else is reading it, feel free to click **Place Hold**.

Audiobooks are indicated with an **earbuds icon** under the book cover!



Look in the corner for the **Libby** icon to find your notification preferences and more settings. Also look for an **Actions** button on certain screens.



ACTIONS

Tag lets you save items for later or create your own lists without checking anything out or placing a hold.


Make sure to click **Borrow!** on the next screen to begin your download.



You can change your download settings from your **Shelf**.

From here you may choose **Open Book** to begin reading or keep browsing for more books!

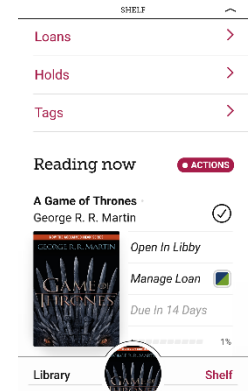
Tap the right side of the screen or swipe from right to left to turn the page.



Touch the center of the page, then the icon with three bars to access your **Reading Settings**. You can make the text bigger or change the background color if you're reading at night!

Check **Tips & Secrets** for more!!

On your **Shelf**, you can see all the books you have checked out, renew or return them.



You can also change basic app settings, track your holds, and see tons of other information.

Books are automatically deleted in 14 days, unless you renew or return them early. If you want to check out the same book again, Libby will remember where you were before.

Please note: **audiobooks** may take several minutes to download, so give them time before disconnecting from wifi or data. A checkmark will appear when they're ready!